

# BLUETOOTH GUIDE

Download the Application for your Phone:

Android app

**Ionic Batteries**



Ionic offers all-new smart battery with bluetooth technology

[MORE INFO](#) [INSTALL](#)

Download the App for your phone or tablet.

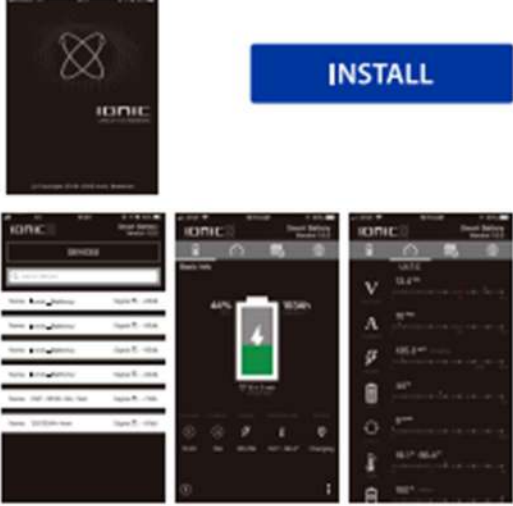
The "Ionic" Android App from the Play store

or

The "Ionic" Apple App from the Apple Store

Apple app

**Ionic Batteries**



[INSTALL](#)

Today Games Apps Updates <sup>3</sup> Search

(Bluetooth Available in Select Models, see the Specification Tables 4A -4C in this manual, Pages 16 &17)



## Page one



### Link Device

Click to pair your battery to your device.

## Page two



### Battery Dashboard

Displays all of your basic battery information

## Page three



### Monitor Usage

Voltage Current  
Temperature  
Cycle Life

## Page four



### System Information

Log History of any unusual battery activity

## Page five



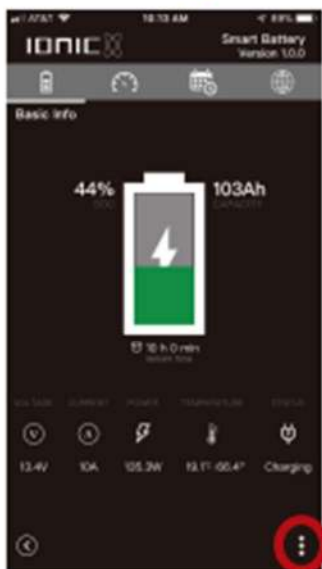
### Contact Us

Customer Service  
Place an Order

**Need Assistance?** Please contact customer service at 704-360-9311 or [ionicbatteries.com](http://ionicbatteries.com)

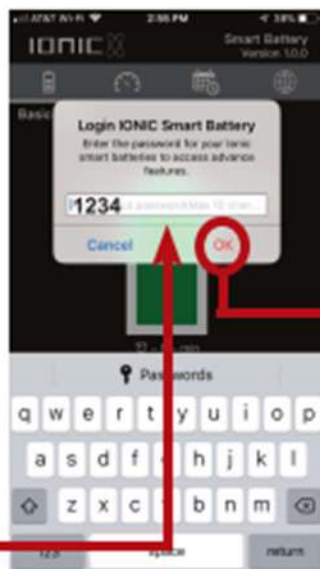
# BLUETOOTH GUIDE

## Page two menu



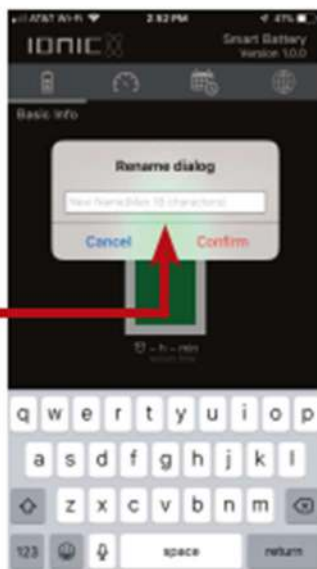
Settings

Access additional battery settings and information



Login

Password: 1234



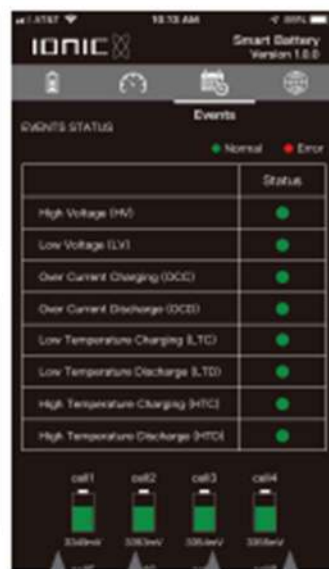
Rename Device

Customize your battery name

## Battery information page

HV = High Voltage  
(Over-Charge)  
Charger voltage too high

LV = Low Voltage  
(Over-Discharge)  
Application voltage too low



OCC = Over Current Charge  
Charger current too high

OCD = Over Current Discharge  
Application current too low

LTD = Low Temp Discharge  
Battery used (discharged) below operating temperature range

LTC = Low Temp Charge  
Battery charged below freezing (may damage with HC)

HTD = High Temp Discharge  
Battery overheated while in use

HTC = High Temp Charge  
Battery overheated while charging

Indicator Status

● = Good  
● = Error

Cell Voltage  
Used to ensure cell voltage balanced  
(Maximum Cell Delta +/- 200 mV)

Take action if you have error code. Ex: If battery code shows too hot, disconnect and allow it to cool.

**Need Assistance?** Please contact customer service at 704-360-9311 or [ionicbatteries.com](http://ionicbatteries.com)