


SylvanSport Assembly Instruction– Go Bed Platform

Top and bottom refer to when the beds are deployed. You do not need to remove the panels for installation – pictures are just for reference!


Push 2 Pine Tree Fastener (plastic) into the two center holes of **top** side of Bed Frame




Push 2 Grommet (larger rubber) into the two remaining holes of **top** side of the Bed Frame



Push 2 Grommets (smaller rubber) into the 2 center holes of **bottom** side of Bed Frame.



Push 2 Grommet (larger rubber) into the two remaining holes of **bottom** of the Bed Frame.



Push 2 Pine Tree Fastener (plastic) into the 2 center holes of **bottom** side of Bed Frame